

1973

 **sapphire®**



1973



Features:



Cabinets in MDF material.
Thickness sides 16 mm.
Fronts in MDF material.
Thickness drawers/door 16 mm.

Coating in PVC 0,4 mm waterproof and scratchproof that guarantee long life and reliability.

Internal cabinet in an elegant matt anthracite finishing.

Soft-closing system.
Drawers with aluminium slides.

Handleless opening.
Leg in painted solid wood.

Notes:
Column available with 1 door and anthracite internal finishing.



Soft closing hinges guaranteed for 100.000 cycles.

Soft closing slides guaranteed for 60.000 cycles.



It is not necessary to assemble the cabinet (product not in kit).



Resin washbasin, impact resistant and regenerable.



Energy saving of 80/90% compared to a classic lighting incandescent or halogen and life of about 3/5 times higher.



The LED lighting can exceed 50.000 hours of activities, reducing the costs of maintenance.
Not produce heat and withstand the high temperatures.



Unlike normal halogen lamps, do not contain mercury and do not emit harmful UV rays for the health.




1973



AVAILABLE FINISHES:

Matt White




Graphite



Petrol Blue



Grey Cloud





ICONA

 **sapphire®**



ICONA



Features:



*Cabinets in MDF material
Thickness sides 25 mm
Thickness doors/drawers 25 mm*

Coating in PVC 0,4 mm waterproof and scratchproof that guarantee long life and reliability

Soft closing system on drawers.

Drawers with aluminium slides.

Anthracite drawer's finishing.



Soft closing hinges guaranteed for 100.000 cycles.

Soft closing slides guaranteed for 60.000 cycles.



It is not necessary to assemble the cabinet (product not in kit).



Resin washbasin, matt white, high resistance to high temperature and impacts.



Energy saving of 80/90% compared to a classic lighting incandescent or halogen and life of about 3/5 times higher.



*The LED lighting can exceed 50.000 hours of activities, reducing the costs of maintenance.
Not produce heat and withstand the high temperatures.*



Unlike normal halogen lamps, do not contain mercury and do not emit harmful UV rays for the health.



ICONA




ICONA

VANITY DETAILS:




FINISHES AVAILABLE:

Matt white




Graphite



Petrol blue



Grey cloud





ONDA

 **sapphire®**



Onda



Features:



Cabinets in MDF material.
Thickness sides 16 mm.
Doors in MDF
Thickness doors/drawers 16 mm.
Internal cabinet in an elegant matt anthracite finish.

Coating in PVC 0,4 mm waterproof and scratchproof that guarantee long life and reliability.

Gleaned structure.
Gleaned working doors.

Soft-closing system. **BLUM** hinges mounted in the vanity-unit.

The base unit has an integrated upper divider and an adjustable glass side shelf (3 positions).
Side-cabinet equipped with adjustable glass shelf to 3 different heights.

Elegant ABS chrome handles.

Note: the body of the cabinet has a height of 65 cm (compared to the standard of 55 cm).



Soft closing hinges guaranteed for 100.000 cycles.



It is not necessary to assemble the cabinet (product not in kit).



Resin washbasin, impact resistant and regenerable.

Glass washbasin extra-light white thickness 15mm and resistant to high temperature and impacts.



Energy saving of 80/90% compared to a classic lighting incandescent or halogen and life of about 3/5 times higher.



The LED lighting can exceed 50.000 hours of activities, reducing the costs of maintenance.
Not produce heat and withstand the high temperatures.



Unlike normal halogen lamps, do not contain mercury and do not emit harmful UV rays for the health.



ONDA



ONDA




VANITY DETAILS:



AVAILABLE FINISHES:


Matt White



Graphite



Petrol Blue



Grey Cloud





URBAN

 **sapphire**®



Urban



Features:



Cabinets in ennobled chipboard material edged in ABS.
Thickness sides 18 mm.
Fronts in ennobled chipboard material edged in ABS.
Thickness drawers 18 mm.

Internal cabinet in an elegant matt anthracite finish.
Glass dividers in the upper drawer.

Soft-closing system.

Elegant matt black metal handles.

Note: cabinet height of 62 cm (compared to the standard of 55 cm).



Soft closing hinges guaranteed for 100.000 cycles.



It is not necessary to assemble the cabinet (product not in kit).



Ceramic washbasins, double baked, glazed and withstand the high temperatures.

Resin washbasin, impact resistant and regenerable.



Energy saving of 80/90% compared to a classic lighting incandescent or halogen and life of about 3/5 times higher.



The LED lighting can exceed 50.000 hours of activities, reducing the costs of maintenance.
Not produce heat and withstand the high temperatures.



Unlike normal halogen lamps, do not contain mercury and do not emit harmful UV rays for the health.



URBAN

VANITY DETAILS:



AVAILABLE FINISHES:

Dark ash



Brushed white



Matt gray

